

KEY FEATURES

- 860 or 1110mm wide.
- Stainless steel fascia and sides, spill zone and drip trays for ease of cleaning.
- Heavy duty cast iron grids allow for flexibility when cooking. (SA models only).
- Wall or bench mounted.
- Stainless steel ratchet, flexibility to adjust cooking height during operation. (SA models only).
- Heavy duty fully welded steel body ensures rigidity and durability.
- Surface infra-red burners to achieve rapid warm up and energy efficiency.
- 12 months parts & labour warranty.
- 10 year parts availability guarantee.
- Australian born & bred.



SA-36E



SA-36FF

MODELS

GAS

SA-36FF

SA-48FF

SG-860FF

ELECTRIC

SA-36E

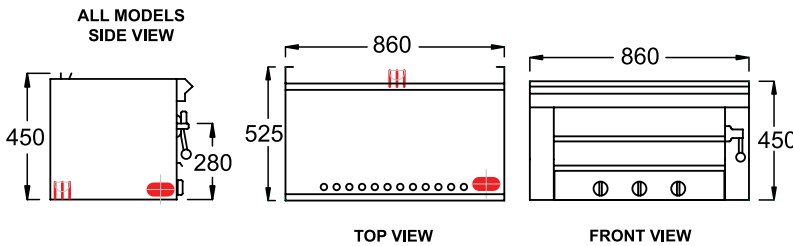
SA-48E

SE-860



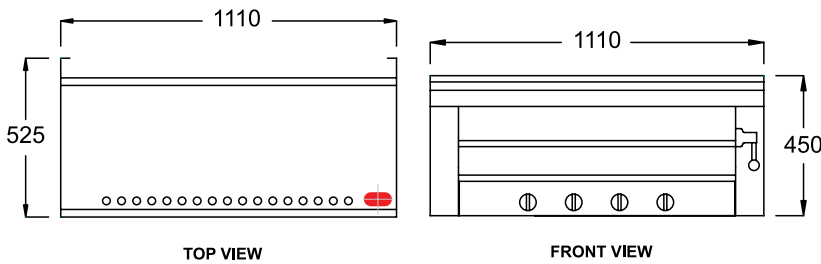
SG-860

SA-36FF / SA-36E



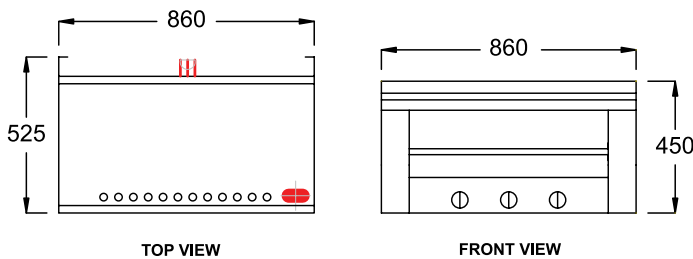
MODEL: SA-36FF / SA-36E Specifications:	
Dimensions (WxDxH):	860 x 525 x 450 mm
Grid Size (WxD):	600 x 370 mm
Weight:	53 / 50 kg
Packed:	0.2 m ³
Gas or Electric Connection:	
Size:	19 mm BSP
Rating:	40 Mj or 6 kW
Positions:	Moveable ratchet 5 Positions

SA-48FF



MODEL: SA-48FF Specifications:	
Dimensions (WxDxH):	1110 x 525 x 450 mm
Grid Size (WxD):	940 x 370 mm
Weight:	70 kg
Packed:	0.3 m ³
Gas Connection:	
Size:	19 mm BSP
Rating:	50 Mj
Positions:	Moveable ratchet 5 Positions

SG-860FF / SE-860



MODEL: SG-860FF / SE-860 Specifications:	
Dimensions (WxDxH):	860 x 525 x 450 mm
Grid Size (WxD):	600 x 370 mm
Weight:	53 / 50 kg
Packed:	0.2 m ³
Gas or Electric Connection:	
Size:	19 mm BSP
Rating:	40 Mj or 6 kW
Positions:	5 fixed

 GAS INLET 3/4" BSP  415V, 3 PHASE POWER

Goldstein Eswood continually works on improving our products, so dimensions may change without notice. For any construction critical dimensions please check with us.

GOLDSTEIN ESWOOD
211 - 217 Woodpark Rd SMITHFIELD NSW 2164
T: 1800 013 123 F: 02 96045420
E: sales@goldsteineswood.com.au



QC2900 2 NOVEMBER 2008
Certified System
Quality
Head Office
ISO 9001
FRAN GLOBAL