



Compact Glasswasher

MODELS: CI-3B & CI-3BH

- Selectable cold rinse
- 30 second cycle for fast turnover of glasses
- Up to 1800 Glasses per hour
- Integrated detergent pump
- Easy to use electro mechanical controls
- Safety Cut-out fitted to door
- Under bench installation option



FEATURES

BENEFITS

SUPPLIED WITH 430 x 360MM (17" x 14") FLAT RACK, WILL ACCEPT 400 x 400MM (14" x 14") RACKS	➔	ACCOMMODATES A LARGE VARIETY OF GLASS RACKS
REMOVABLE SPRAY ARMS	➔	REDUCED CONTAMINATION OF WASH WATER WITH SOIL GIVES LOW DETERGENT CONSUMPTION
LOW ENERGY CONSUMPTION	➔	OPERATES FROM SINGLE PHASE 15 AMP ELECTRICAL SUPPLY
DETERGENT PUMP FITTED AS STANDARD	➔	INTEGRATED HOSE DROP STRAIGHT INTO CHEMICALS
ALL STAINLESS STEEL CONSTRUCTION	➔	ENSURES RIGIDITY AND DURABILITY
SAFETY CUT-OUT FITTED TO DOOR	➔	ENSURES SAFE OPERATION



"The ONLY HACCP approved Warewashing made in Australia for your protection"



10 YEARS GUARANTEE OF PARTS AVAILABILITY
 6 YEARS WARRANTY ON STAINLESS BODY
 2 YEARS WARRANTY ON WASH PUMP
 1 YEAR WARRANTY ON PARTS & LABOUR



1800 013 123

goldsteineswood.com.au

CI-3B & CI-3BH (430 x 360 or 400 x 400 Racks)

Big Performance in a Super Compact Size:

The Eswood CI-3B glass washer fits easily on the bench-top or under-bar and provides fast turnaround of up to 1800 glasses per hour. The internal wash chamber has a vertical clearance of 234mm to easily cater for standard beer jugs or up to thirty 285ml glasses in a 17" x 14" basket. The CI-3B will accommodate a variety of standard racks including 400mm x 400mm and 14" x 14".

Simple Automatic Operation:

Mains pressure driven wash and rinse systems with rotating upper and lower arms and angled jets provide excellent wash results every time. Push buttons provide fully automatic operation with either a hot cycle or a hot cycle followed by a cooling cycle. Detergent injection is pre-programmed. The thermostatically controlled boost heater is interlocked to the machine operation to ensure correct sanitising temperatures. (Conforms to NSW Health Department and proposed ANZFA Regulations). Safety controls prevent operation with the door open.

Plumbing Safety Approved:

The CI-3B has a water consumption of just 6.0 litres for the wash/rinse cycle and 7.5 litres for the wash/hot rinse/cold rinse cycle.

Simple Low Cost Installation:


Just connect the inlet hoses to hot or hot and cold taps, connect the outlet to a drain, and plug the cord into a 15amp 240 volt power point. The compact CI-3B allows easy positioning on the bench-top or under-bar for convenience and optimum space saving.

Quality Manufacture and Easy-care Design:

The Eswood CI-3B cabinet is manufactured in easy-care stainless steel, while all other components exposed to water or detergent are manufactured from selected long-life stainless steel, non-ferrous or synthetic materials. Eswood's commitment to quality manufacturing systems and on-going customer support ensures your investment provides the most reliable and satisfying service.

MODEL: CI-3B / CI-3BH Specifications:	
Dimensions (WxDxH):	CI-3B: 500 x 555 x 560 mm CI-3BH: 500 x 555 x 860 mm
Depth with door open:	845 mm
Rack Size - G74N (WxD):	430 x 360 or 400 x 400 mm
Weight:	25 kg
Electric Connection:	15A Single Phase
Rating:	3 kW
Water Supply:	65°C / 3-4 bar (37-56 PSI)
Packed:	0.2 m ³
Service:	1800 glasses / hour
Wash Cycle:	30 secs
Water Consumption:	7L Hot Cycle 7L Hot & 3L Cold Cycle
Tank Capacity:	10L
Detergent Pump:	Fitted

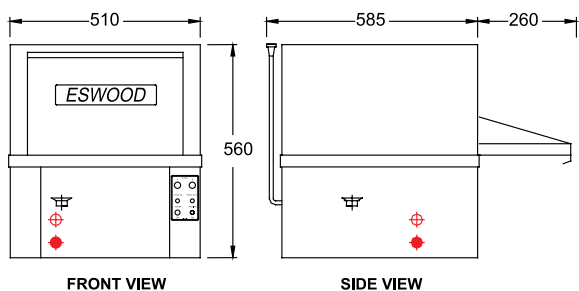
* Minimum water supply pressure 3 Bar



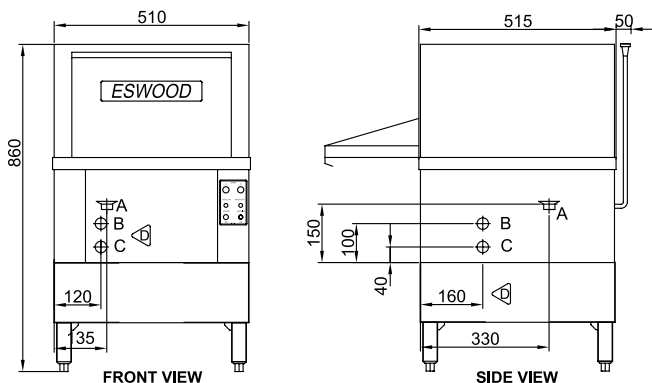
TOP VIEW
All Models

- ⊖ Drain 2" BSP Gravity
- ◆ Hot water supply 3/4" BSP.
- ⊕ Cold water supply 3/4" BSP.

CI-3B (under bar)



CI-3BH (Free standing)



Goldstein Eswood continually works on improving our products, so dimensions may change without notice. For any construction critical dimensions please check with us.

GOLDSTEIN ESWOOD
211 - 217 Woodpark Rd SMITHFIELD NSW 2164
T: 1800 013 123 F: 02 96045420
E: sales@goldsteineswood.com.au

