



**UT20
UT20H
UT20P**

High Performance Potwashers

- Chamber opening up to 800mm clear
- Durable stainless steel wash arms
- Independent wash and rinse systems with high volume pumps for powerful wash action
- Easy to use electro mechanical controls
- Pass-Through model available
- Accepts baking trays and 75 Litre garbage bins
- Accurate digital temperature displays
- 2, 4 & 6 minutes wash cycle times



FEATURES

BENEFITS

EASILY REMOVABLE SPRAY ARMS AND FILTERS



REDUCED CONTAMINATION OF WASH WATER WITH SOIL
GIVES LOW DETERGENT CONSUMPTION

ELECTRICAL CONNECTION POINTS FOR DETERGENT
AND RINSE AID SYSTEMS



ASSISTS DETERGENT COMPANY TO MAKE CORRECT
INSTALLATION OF DETERGENT SYSTEMS

MACHINE STARTS UPON A PUSH OF A BUTTON



FULLY AUTOMATIC FOR EASY OPERATION

RINSE PUMP FITTED AS STANDARD



ENSURES CORRECT SANITISATION WITH CONTROLLED
WATER USAGE

ALL STAINLESS STEEL CONSTRUCTION



ENSURES RIGIDITY AND DURABILITY

OPERATION INTERLOCKED TO RINSE TEMPERATURE



MEETS ANZFA SAFE FOOD CODE AND HACCP REQUIREMENTS



"The **ONLY** HACCP approved
Warewashing made in Australia
for your protection"



10 YEARS GUARANTEE OF PARTS AVAILABILITY
6 YEARS WARRANTY ON STAINLESS BODY
2 YEARS WARRANTY ON WASH PUMP
1 YEAR WARRANTY ON PARTS & LABOUR



1800 013 123

goldsteineswood.com.au

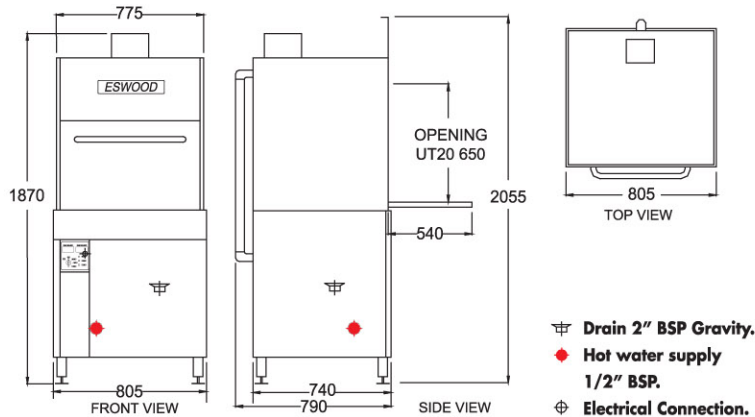


UT20, UT20H & UT20P

High Performance Potwashers

goldsteineswood.com.au

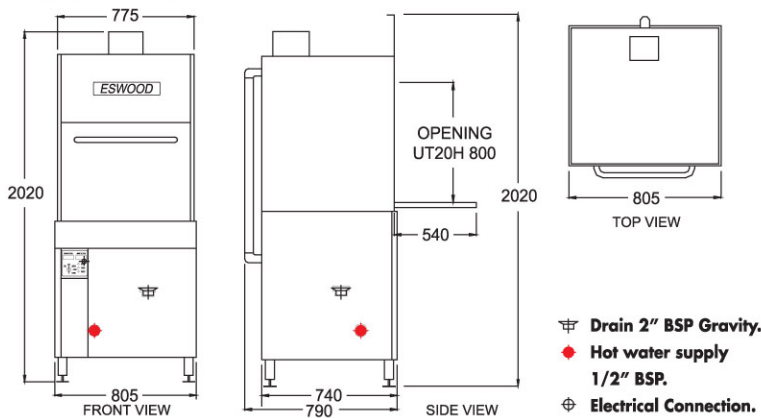
UT20



MODEL: UT20 Specifications:

Dimensions (WxDxH):	805 x 790 x 1870 mm
Height with door open:	2055 mm
Wash chamber (WxDxH):	665 x 630 x 650 mm
Rack Size & Opening (WxDxH):	660 x 610 x 650 mm
Weight:	160 kg
Electric Connection:	3 Phase - 415V + N
Rating:	13.5 kW
Water Supply:	60°C / 2-4 bar (28-56 psi)
Packed:	1.2 m³
Wash Cycle:	2 mins 4 mins 6 mins
Water Consumption:	5L cycle
Tank Capacity:	70L
Rinse Pump:	Fitted

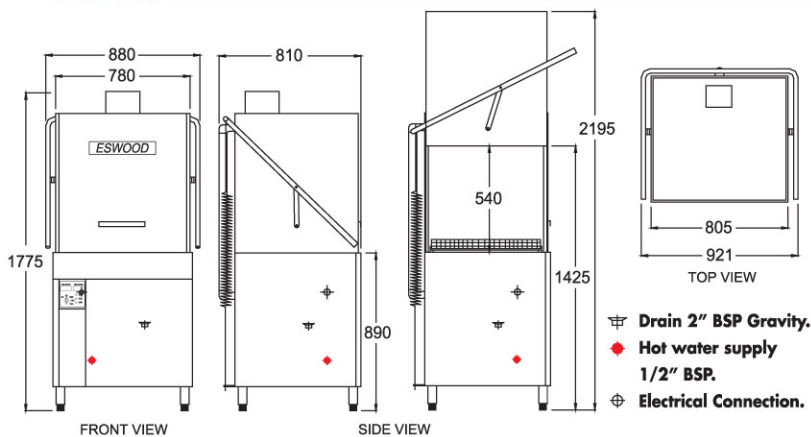
UT20H



MODEL: UT20H Specifications:


Dimensions (WxDxH):	805 x 790 x 2020 mm
Height with door open:	2205 mm
Wash chamber (WxDxH):	665 x 630 x 800 mm
Rack Size & Opening (WxDxH):	660 x 610 x 800 mm
Weight:	170 kg
Electric Connection:	3 Phase - 415V + N
Rating:	13.5 kW
Water Supply:	60°C / 2-4 bar (28-56 psi)
Packed:	1.3 m³
Wash Cycle:	2 mins 4 mins 6 mins
Water Consumption:	5L cycle
Tank Capacity:	70L
Rinse Pump:	Fitted

UT20P



MODEL: UT20P Specifications:

Dimensions (WxDxH):	880 x 810 x 1775 mm
Height with door open:	2195 mm
Rack Size & Opening (WxDxH):	660 x 610 x 540 mm
Weight:	160 kg
Electric Connection:	3 Phase - 415V + N
Rating:	13.5 kW
Water Supply:	60°C / 2-4 bar (28-56 psi)
Packed:	1.3 m³
Wash Cycle:	2 mins 4 mins 6 mins
Water Consumption:	5L cycle
Tank Capacity:	70L
Rinse Pump:	Fitted



GOLDSTEIN ESWOOD

Established 1911 • Proudly Australian Made

211-217 Woodpark Rd, Smithfield NSW 2164
Telephone: 1800 013 123 Facsimile: (02) 9604 5420
Email: sales@goldsteineswood.com.au

Proudly Distributed By

"Serving those who serve the best for 100 years"