

KEY FEATURES

- 20mm thick mild steel plate maximises greater heat retention for consistent cooking.
- Option of machined steel, ribbed or stainless steel plates.
- Front grease trough, generous chute and catcher.
- Stainless steel fascia and sides, spill zone and drip trays for ease of cleaning.
- 12 months parts & labour warranty.
- 10 year parts availability guarantee.
- Australian born & bred.



GPGDB-12



GPGDB-48

MODELS

GPGDB-12

GPGDB-24

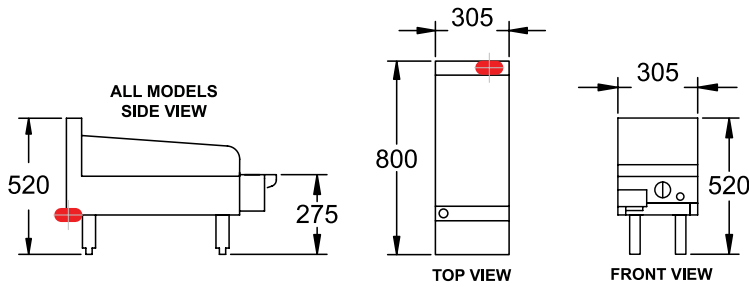
GPGDB-36

GPGDB-48



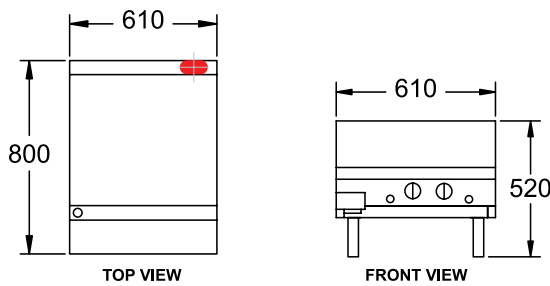
**GPGDB-36
+ stand**

GPGDB-12



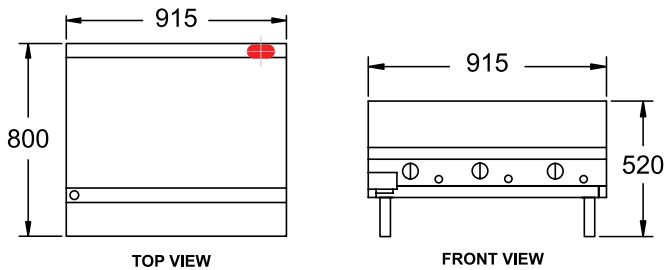
MODEL: GPGDB-12 Specifications:	
Dimensions (WxDxH):	305 x 800 x 520 mm
Working Height:	275 mm
Plate Size (WxDxH):	305 x 20 x 520 mm
Plate Type:	Smooth Mild Steel
Gas Connection:	
Rating:	20 Mj
Weight:	90 kg
Packed:	0.1 m ³

GPGDB-24



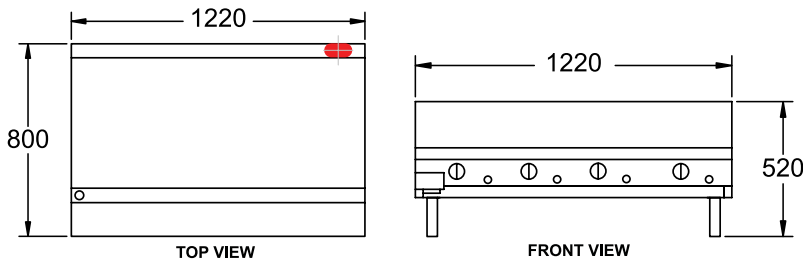
MODEL: GPGDB-24 Specifications:	
Dimensions (WxDxH):	610 x 800 x 520 mm
Working Height:	275 mm
Plate Size (WxDxH):	610 x 20 x 520 mm
Plate Type:	Smooth Mild Steel
Gas Connection:	
Rating:	40 Mj
Weight:	170 kg
Packed:	0.3 m ³

GPGDB-36



MODEL: GPGDB-36 Specifications:	
Dimensions (WxDxH):	915 x 800 x 520 mm
Working Height:	275 mm
Plate Size (WxDxH):	915 x 20 x 520 mm
Plate Type:	Smooth Mild Steel
Gas Connection:	
Rating:	60 Mj
Weight:	200 kg
Packed:	0.4 m ³

GPGDB-48



MODEL: GPGDB-48 Specifications:	
Dimensions (WxDxH):	1220 x 800 x 520 mm
Working Height:	275 mm
Plate Size (WxDxH):	1220 x 20 x 520 mm
Plate Type:	Smooth Mild Steel
Gas Connection:	
Rating:	80 Mj
Weight:	230 kg
Packed:	0.5 m ³

Other options: • Stand • Thermostatic Control • Stainless Steel Plate
• Ribbed Plate (Part or Whole)



Goldstein Eswood continually works on improving our products, so dimensions may change without notice. For any construction critical dimensions please check with us.

GOLDSTEIN ESWOOD
211 - 217 Woodpark Rd SMITHFIELD NSW 2164
T: 1800 013 123 F: 02 96045420
E: sales@goldsteineswood.com.au

