

General characteristics

- VISION TOUCH – Control touch panel
- Large door handle with two positions for comfort, ease of use and safety
- Curved door glass with cool down function
- Hygienic cooking chamber with rounded inside corners
- Even baking thanks to the bi-directional fan
- Perfect illumination of the cooking chamber by means of halogen lights
- Double glass door that limits the escape of heat
- Run-off tray under the door for collecting condensed water
- Removable door seal
- WSS - water saving system prevents high water consumption in all cooking modes
- Two position door catch (safety position)
- Integrated shower for easy cleaning which does not use softened water
- SDS - service and diagnostic system- automatic evaluation of microprocessor error reports
- IPX5 protection
- Optional sets 623/623
- Loading trolley included

Model: GVCC2011



Model characteristics

- EASY COOKING – Fast and simple control
- VISION AGENT – Virtual help-mate
- ACTIVE CLEANING – Automatic cleaning system
- TOUCH&COOK - connect a program with a picture
- Coloured touch screen display
- Hot air 30 - 300 °C
- Combination 30 – 300 °C
- Steaming 30 – 130 °C
- 4 point temperature core probe
- Curved glass - helps to cool down the outer door glass
- Delta T cooking, steaming
- Low temperature cooking
- Cook & Hold
- Regeneration
- Banquet system
- Programming – up to 1000 programs with 20 steps
- speed ventilator
- Ventilator fan timing
- Separate rack timing
- Learn function
- Fan Stop – immediate stop of ventilator when doors opened
- Automatic preheating/cooling
- Autoclima – steam saturation control
- Automatic start
- QuickView – fast program overview
- Flap valve
- ACM (Automatic Capacity Management)
- ECO logic
- Double glass doors preventing heat escape
- Turbo steam function – fast steam
- USB Plug-in
- LAN – internet communication channel

Optional

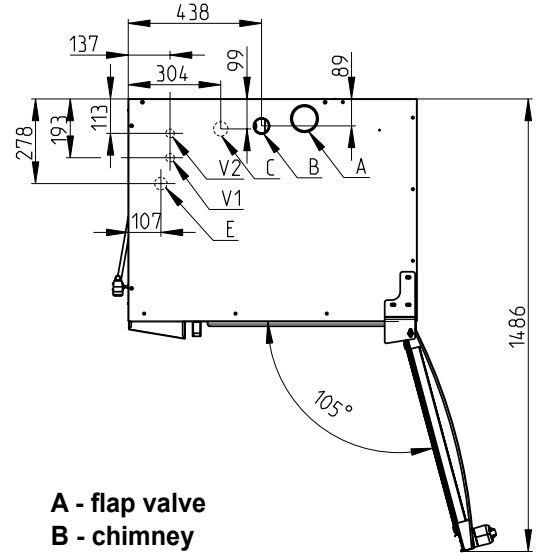
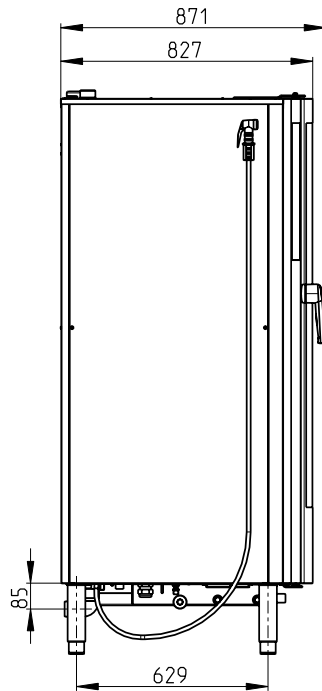
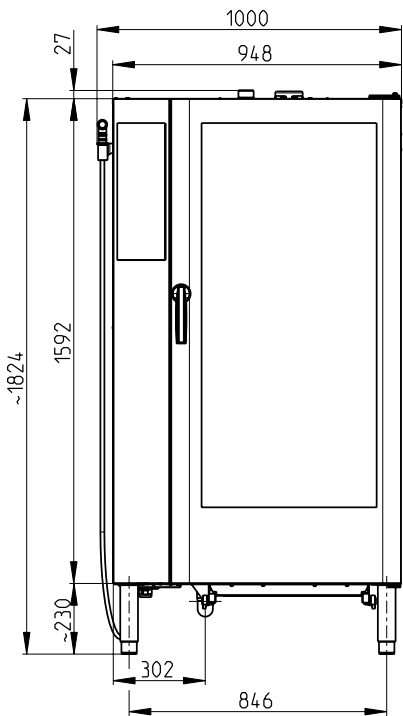
- Safety door opening in two steps
- Optional voltage 3N~/230V/50Hz

Marine specification

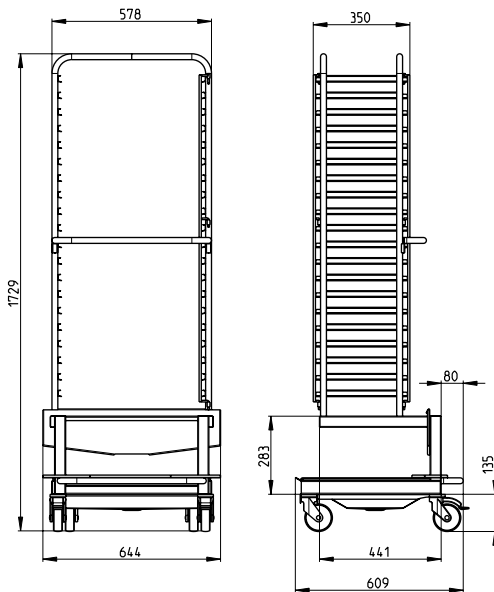
- 3N~/400V/50-60Hz without N
- 3N~/440V/50-60Hz without N

Independently ranked most energy efficient worldwide

Model: **GVCC2011**



- A - flap valve
- B - chimney
- C - drain
- E - electricity
- V1 - untreated water
- V2 - treated water



TECHNICAL DATA

Energy	electricity
Steam generation	injection
Capacity	20 trays GN1/1
Capacity of meals	400 - 600
Spacing [mm]	70
Dimensions (W x H x D) [mm]	948 x 1824 x 871
Weight	221 kg
Total power	35 kW
Fuse protection	63 A
Voltage	3 phase + neutral
Water connection / drain [mm]	G 3/4" / 50
Temperature	30 - 300 °C

Goldstein Eswood continually works on improving our products, so dimensions may change without notice. For any construction critical dimensions please check with us.

GOLDSTEIN ESWOOD
211 - 217 Woodpark Rd SMITHFIELD NSW 2164
T: 1800 013 123 F: 02 96045420
E: sales@goldsteineswood.com.au

goldsteineswood.com.au

